

---

(Name(s))

# A Visual Checklist for Visitors on the Autism Spectrum



## **The History Center in Tompkins County**

Located inside the Tompkins Center for History & Culture  
on the Ithaca Commons  
110 North Tioga St.  
Ithaca NY, 14850  
Gayogohó:nq? Territory

Contact [community@thehistorycenter.net](mailto:community@thehistorycenter.net) with  
questions about this guide or current displays.

# A Visual Checklist for Visitors on the Autism Spectrum

This 'Visual Checklist for Visitors on the Autism Spectrum' is a pre-visit resource to use with the 'Social Narrative: Pre-Visit Guide to The History Center in Tompkins County Exhibit Hall for Visitors on the Autism Spectrum'. Download and print these resources at [thehistorycenter.net/visitors-autism-spectrum](http://thehistorycenter.net/visitors-autism-spectrum).

## Instructions:

1. A few days before your visit, print out the checklist and the picture cards on the next pages to plan your trip to The History Center Exhibit Hall.
2. To help you decide where you want to go, read about the different exhibits currently on display at [thehistorycenter.net/exhibit-hall](http://thehistorycenter.net/exhibit-hall)
3. Cut out the corresponding cards and attach them to your checklist.
4. You can also use other picture cards to say when you need to take a break, sit down, use the restroom, etc.
5. Be sure to leave some boxes on your checklist empty so you can add to your tour while you are at the museum.
6. Bring your completed "Visual Checklist" with you to the museum.
7. Print out a blank checklist and extra cards in case you want to create another checklist while you are at the museum.
8. When you are at the museum and have completed a stop on your tour, check it off with a pencil in the "All Done" column.



**Main Entrance from the Ithaca Commons**



**Entrance to the Exhibit Hall**



**Tommy Plane a.k.a. Thomas Morse S4-B Scout**



**Silent Film Exhibit**




**Oral History - Story Vault Exhibit**



**Children's Education Area**



**CAP ArtSpace Gallery  
Art Exhibit**



**Passage Through Time -  
Exhibit Entrance**



**Current Exhibit - ???**



I need a break



I would like to eat



Tell me about this exhibit



I would like a drink of water



I need a quiet space




I need a restroom

I would like to sit down




I'm ready to go home

# The History Center Visit Checklist

<b>This is what I will see or do:</b> (attach picture cards or write steps)	<b>All done</b> 

# The History Center Visit Checklist

<b>This is what I will see or do:</b> (attach picture cards or write steps)	<b>All done</b> 

# Museum Rules

- I will keep my hands off the artifacts and the glass display cases.
- I will not touch the exhibits unless I get permission.
- I will not carry food or drinks in the Exhibit Hall.
- I will stay with my family/group when we walk in the Exhibit Hall.
- I will walk slowly in the museum.

Do I have other rules I follow in public spaces?

---

---

---

---

---

---

---

---

---

---





THE  
HISTORY  
CENTER  
**in Tompkins County**

**The History Center in Tompkins County**

110 North Tioga St  
Ithaca NY, 14850  
Gayogohó:nq? Territory

607-273-8284  
community@thehistorycenter.net  
**www.thehistorycenter.net**

Contact us for information about accessibility, accommodations, and programs for visitors with disabilities and neurodivergence.

***[thehistorycenter.net/accessibility](http://thehistorycenter.net/accessibility)***

This booklet was designed in 2022 by The History Center in Tompkins County modeled off of the 2015 'Resources for Visitors on the Autism Spectrum' materials designed by the Metropolitan Museum of Art in collaboration with Autism Friendly Spaces.

Helvetica font was chosen specifically to make this booklet easier to read for those with dyslexia or difficulty interpreting serif fonts.

*First draft and research compiled by MA student Leanza Kopa, completed by The History Center staff Zoë Van Nostrand.*